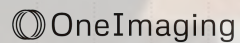


OneImaging Benefit Overview

1/27/26




OneImaging Team



Shannon Smith
Senior Customer
Success Manager



Jillian Roettker
Senior Customer
Success Manager



Leann Fletcher
SVP Customer Success

Agenda

- Housekeeping review
- OneImaging overview
 - Who is OneImaging
 - Exams covered
 - Cost savings
 - Requirement for 2026
- Member Experience
 - Review member experience
- Q&A



Why Imaging Matters

51%

people ages 18 to 64
use imaging at least
once per year

2nd

most utilized service in
all of healthcare

13%

of health plan spending
on imaging


What Does OneImaging Do?

OneImaging helps YOU get medical imaging tests—like MRIs, CT scans, mammograms and X-rays—at high-quality centers for a lower cost.

Why it matters:

- Access to MRI, CT, mammograms, X-rays and ultrasounds
- Average **savings of 62%**
- 4,800 vetted providers to ensuring **affordable, high-quality care**

OneImaging makes it easier and more affordable for **RRD employees, spouses, and dependents enrolled in an RRD National Medical program option (HSA Value, HSA Advantage, Copay Advantage, and BCBS Coupe PPO)** to access the imaging services they need.





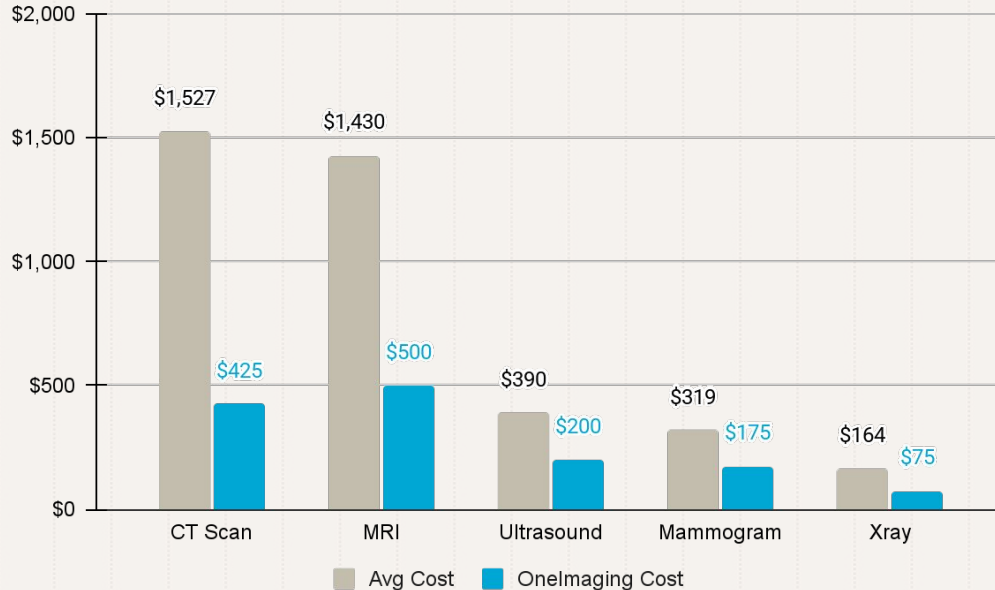
OneImaging fixes the gap

We remove the common barriers of traditional healthcare by offering fast access, transparent pricing, and no insurance red tape. Employees get the care they need, when they need it.

- ✓ Clear, Transparent Pricing
- ✓ Fast, Convenient Access to Care
- ✓ No Insurance Hassles or Pre-Approvals
- ✓ Significant Savings for Employees

Lower Rates for **YOU!**

Significant opportunity to provide diagnostic imaging exams to you for a fraction of what you may be paying today. On average, OneImaging can provide **62% lower rates** on like exams across 5 exams types.



62%
Average Savings

Lower cost with OneImaging
care pathways

Comprehensive Imaging Coverage

800+ Imaging Exams Covered - From Mammography to Advanced Diagnostics

MRI

Abdomen
Adrenal Glands
Appendix
Ankle
Brain
Elbow
Hip
Knee
Liver
Neck
Pancreas
Pelvic Floor
Shoulder
Sinuses
Soft Tissue Problems
Spine
Thoracic Spine

CT Scan

Abdomen
Ankle
Appendix
Chest
Knee
Lumbar Spine
Neck
Pelvis
Sacrum & Coccyx
Sinuses
Spine
Temporal Bone
Thoracic Aorta
Thoracic Spine
Wrist

X-Ray

Abdomen
Bone Density (DXA)
Cervical Spine
Chest
Clavicle
Facial Bones
Foot
Hand
Hip
Knee
Lumbar Spine
Mandible
Orbits
Ribs
Shoulder
Skull

Ultrasound

Abdomen
Arm
Bladder
Breast
Carotid Arteries
Gallbladder
Inferior Vena Cava
Kidneys
Leg
Liver
Lower Extremities
Pelvic
Scrotum
Thigh
Upper Extremities

Mammogram

Diagnostic
Preventive

High Quality Centers

Care Navigation to 4,800 Imaging Centers of Excellence

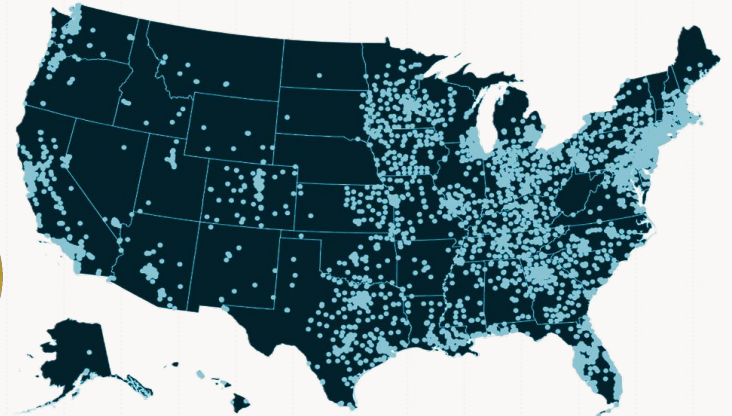
- ACR accredited facilities; State-of-the-art equipment and software
- Board Certified Radiologists
- ARRT or ARMRT Certified Technologists
- Radiology report provided to members and ordering physicians
- **IMPORTANT:** You will be able to see nearby facilities once you are **have an active order with OneImaging**

93% 

Of RRD employees live within 30 miles of a OneImaging COE

80% 

Of RRD employees live within 15 miles of a OneImaging COE



Important Benefit Plan Change for 2026

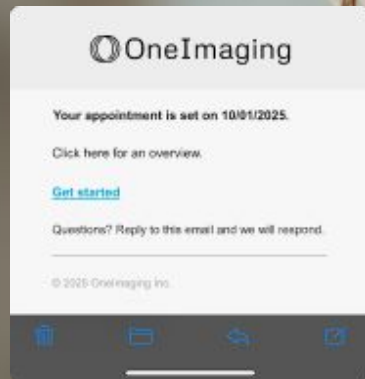
Required!

RRD National Plan members will be required to use OneImaging for all non-urgent/emergent **MRI's and CT scans***

Benefit:

MRI and CTs through OneImaging do not require Prior Authorization approval = Expedited scheduling for you!

**Please reach out to our care navigation team (help@oneimaging.com) if there are specific questions on required exams*





How to use this benefit

1

Enroll for OneImaging:

Simply visit join.oneimaging.com/rrd and follow the instructions to complete your registration and book an exam



2

Send an Imaging Order:

Has a doctor already given you a referral or imaging order? Send it to us and we'll help you schedule your exam

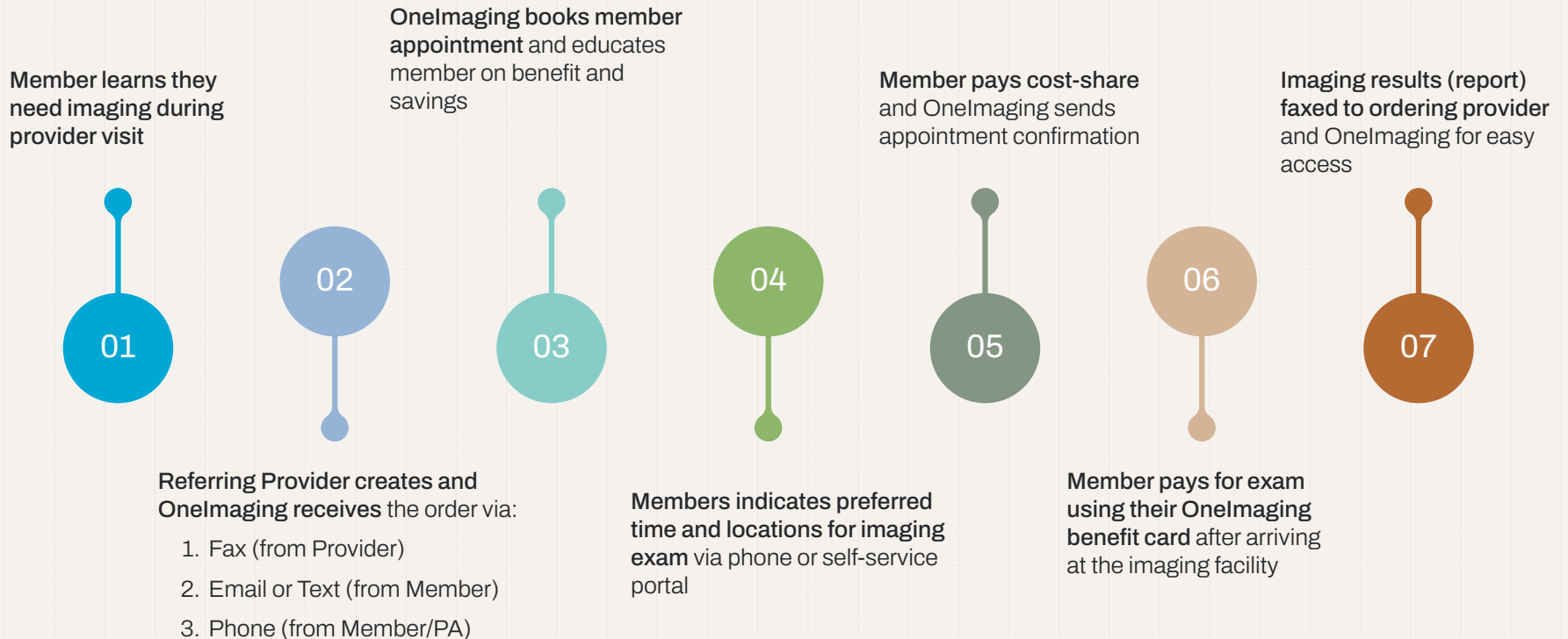
- ✓ Email a photo of your order to order@oneimaging.com
- ✓ Text a photo of your order to (833) 619-0837
- ✓ Have your referring doctor fax your order to (305) 448-6794


Need help or don't have your order yet? Call or text us at (833) 619-0837 and our team will reach out to assist you. Phone lines open 6am-9pm CST.



RRD Member Experience

Patient-Member Journey Overview



A photograph of a man with dark hair and a light beard, wearing a white lab coat over a beige turtleneck sweater. He is looking towards the right side of the frame with a slight smile. In the foreground on the right, the back of another man's head with curly brown hair is visible, wearing a reddish-brown sweater. The background is a plain, light-colored wall.

— — —

Member Learns They Need Imaging

1

Imaging Order Sent to OneImaging

From The Doctor

Orders Are Faxed To OneImaging

NETWORKradiology
 P: 216.291.8480 - F: 216.291.8490
 REDUCING COSTS WHILE PROVIDING WORLD CLASS CARE

PATIENT NAME _____ D.O.B. _____ PH _____ DATE _____
 PHYSICIAN NAME _____ PHYSICIAN PH _____ PHYSICIAN SIGNATURE _____
 REASON FOR EXAM _____ INSURANCE _____

HIGH FIELD MRI 1.5T	MULTIDETECTOR CT	ULTRASOUND
WITH CONTRAST <input type="checkbox"/> YES <input type="checkbox"/> NO	WE USE NONIONIC CONTRAST MEDIA EXCLUSIVELY	
<input type="checkbox"/> BRAIN <input type="checkbox"/> ORBITS <input type="checkbox"/> PITUITARY <input type="checkbox"/> FAC <input type="checkbox"/> NECK <input type="checkbox"/> TMJ <input type="checkbox"/> PITUITARY <input type="checkbox"/> CERVICAL SPINE <input type="checkbox"/> FLEX/EXT <input type="checkbox"/> THORACIC SPINE <input type="checkbox"/> LUMBAR SPINE <input type="checkbox"/> FLEX/EXT <input type="checkbox"/> CHEST <input type="checkbox"/> ABDOMEN <input type="checkbox"/> MIPSP <input type="checkbox"/> PELVIS <input type="checkbox"/> SHOULDER <input type="checkbox"/> R <input type="checkbox"/> L <input type="checkbox"/> UPPER ARM <input type="checkbox"/> R <input type="checkbox"/> L <input type="checkbox"/> FOREARM <input type="checkbox"/> R <input type="checkbox"/> L <input type="checkbox"/> ELBOW <input type="checkbox"/> R <input type="checkbox"/> L <input type="checkbox"/> WRIST <input type="checkbox"/> R <input type="checkbox"/> L <input type="checkbox"/> HAND <input type="checkbox"/> R <input type="checkbox"/> L <input type="checkbox"/> HIP <input type="checkbox"/> R <input type="checkbox"/> L <input type="checkbox"/> PELVIS <input type="checkbox"/> TUMPS <input type="checkbox"/> TIBIOFIB <input type="checkbox"/>	<input type="checkbox"/> CHEST <input type="checkbox"/> ABDOMEN <input type="checkbox"/> PELVIS <input type="checkbox"/> CT STONE STUDY <input type="checkbox"/> HEAD <input type="checkbox"/> ORBITS <input type="checkbox"/> JACS <input type="checkbox"/> TEMPORAL BONES <input type="checkbox"/> PITUITARY <input type="checkbox"/> SINUSES <input type="checkbox"/> LOW DOSE SINUS SURVEY <input type="checkbox"/> MAXILLOFACIAL <input type="checkbox"/> SOFT TISSUE NECK <input type="checkbox"/> MANDIBLE (NON DENTAL) <input type="checkbox"/> CERVICAL SPINE <input type="checkbox"/> THORACIC SPINE <input type="checkbox"/> LUMBAR SPINE <input type="checkbox"/> LEG _____ FEMUR _____ TIBFIB <input type="checkbox"/> FOOT <input type="checkbox"/> R <input type="checkbox"/> L <input type="checkbox"/> SHOULDER <input type="checkbox"/> R <input type="checkbox"/> L <input type="checkbox"/> HUMERUS <input type="checkbox"/> R <input type="checkbox"/> L <input type="checkbox"/> ELBOW <input type="checkbox"/> R <input type="checkbox"/> L	<input type="checkbox"/> RIGHT UPPER QUADRANT <input type="checkbox"/> ABDOMEN <input type="checkbox"/> PELVIS (TRANSABDOMINAL) <input type="checkbox"/> TRANSVAGINAL <input type="checkbox"/> TRANSVAGINAL (BEFORE 12 WKS GESTATION) <input type="checkbox"/> OBSTETRIC (LEVEL II) ANATOMY <input type="checkbox"/> OBSTETRIC BIOPHYSICAL PROFILE <input type="checkbox"/> BREAST <input type="checkbox"/> THYROID <input type="checkbox"/> RENAL <input type="checkbox"/> SCROTUM <input type="checkbox"/> BLADDER <input type="checkbox"/> AORTA SCREENING <input type="checkbox"/> EXTREMITY NON-VASCULAR <input type="checkbox"/> DUPLEX CAROTID <input type="checkbox"/> VENOUS EXTREMITY (UPPER) <input type="checkbox"/> R <input type="checkbox"/> L <input type="checkbox"/> VENOUS EXTREMITY (LOWER) <input type="checkbox"/> R <input type="checkbox"/> L <input type="checkbox"/> HEPATIC VESSELS <input type="checkbox"/> OTHER _____
		DIGITAL X-RAY
		<input type="checkbox"/> CHEST <input type="checkbox"/> AP <input type="checkbox"/> PA/LAT <input type="checkbox"/> RIBS <input type="checkbox"/> R <input type="checkbox"/> L <input type="checkbox"/> BILAT

OR

From The Member

Text, Email, or Phone OneImaging

Members let us know they need imaging and want to go through OneImaging.

Method of receipt:

- Sent to us by member
- Retrieved after Prior Authorization alert


Members typically need Prior-Authorization to get MRI or CT Scan.

Members Text or Call: (833) 619-0837

2

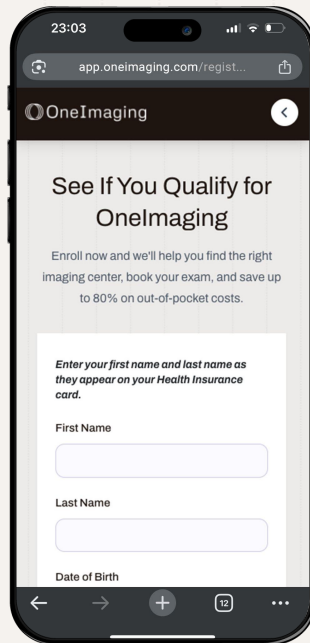
Member Enrolls In OneImaging

Can be done in advance
OR after OneImaging
receives referrals



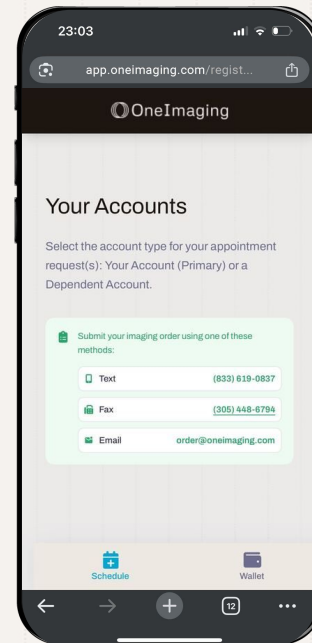
Step 1

Members land on their customer specific landing page and click “register now”.



Step 2

Member enrolls by entering name, DOB, member ID which is matched to pre-loaded eligibility file

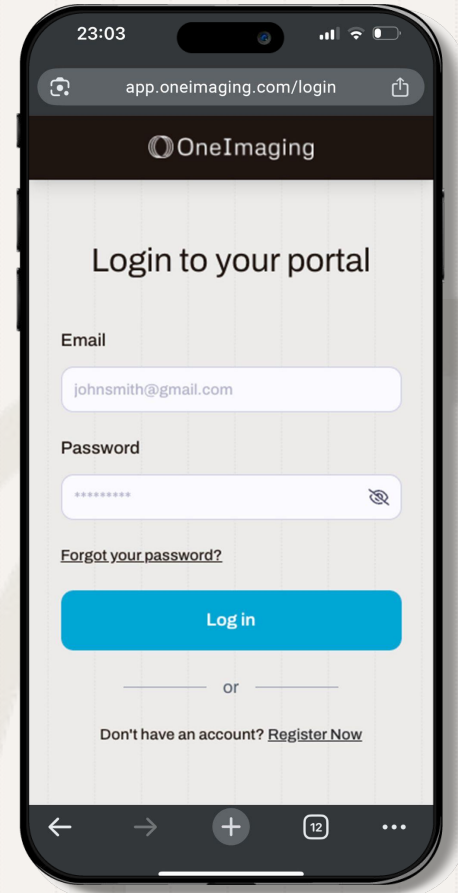


Step 3

Member submits order through email, text, or doctor can send through fax

OneImaging Member Experience Demo

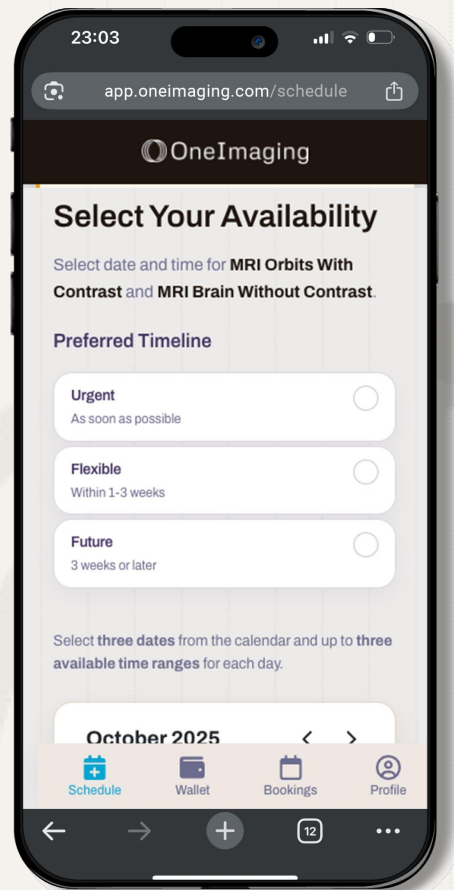
Once the member has registered and confirmed eligibility for the OneImaging program, the member is able to log in at any time and request an exam.



OneImaging Member Experience Demo

After the member registers and an order is received, they can log in at any time and request to schedule their imaging exam.

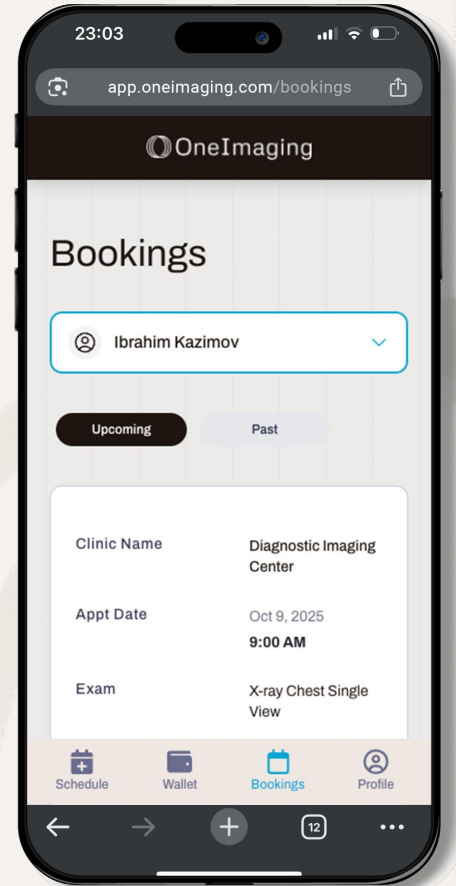
The member will be prompted to select the type of exam (if they have multiple orders) and provide dates/times that work best.



OneImaging Member Experience Demo

The member fills out screens regarding important booking questions, in addition to the best dates and times for the member.

Once appointment is confirmed with the imaging center, it will be under the members bookings section.



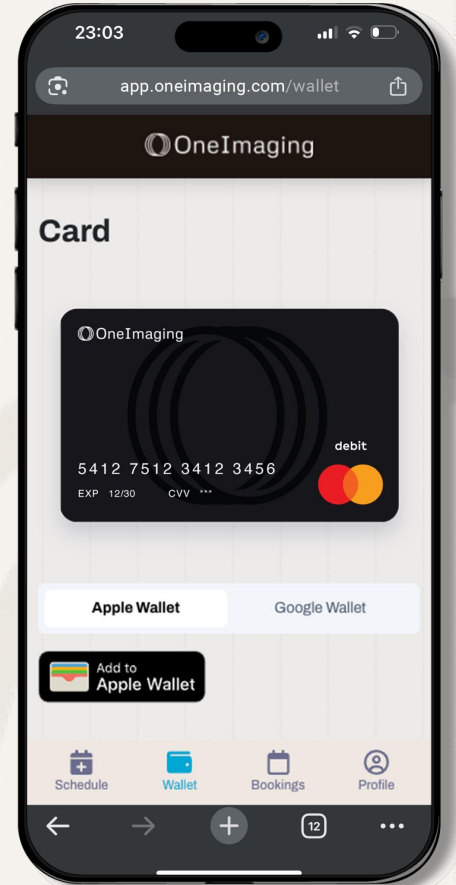
OneImaging Member Experience Demo

The member inputs their card to pay the member responsibility (i.e. copay/deductible) portion; **HSA or FSA funds can be used for this!**

Once paid, they are prompted to download the OI digital card to their wallet

This card will include ALL funds to pay for the full exam, including member responsibility and the remaining portion that OI is paying for complete payment.

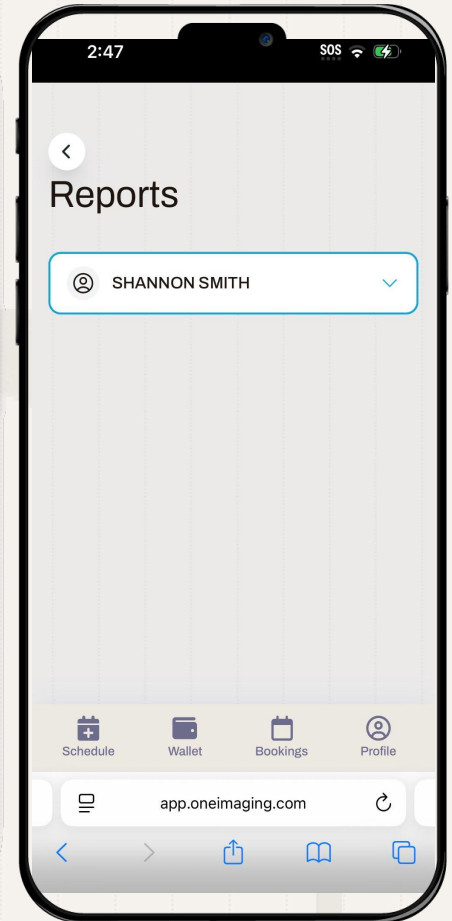
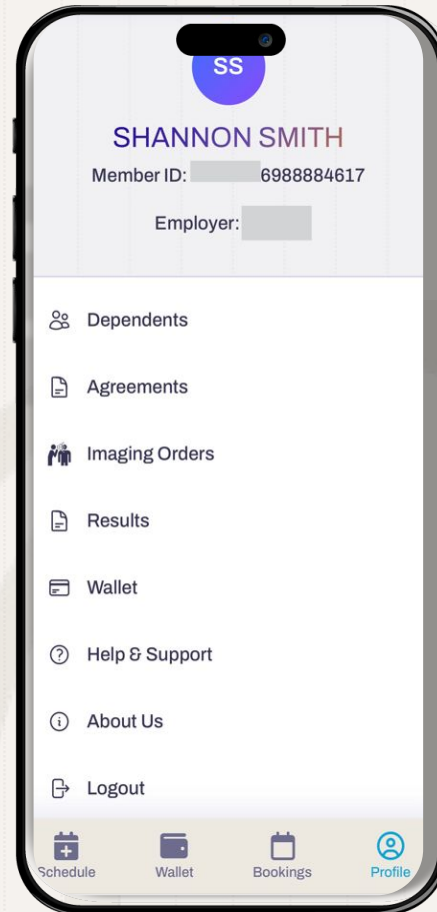
This is to be presented at the imaging center instead of the member's insurance card. **Do not give the imaging facility your insurance card!**



OneImaging Member Experience Demo

After your appointment is completed, your ordering physician and you will receive a copy of the imaging report

Your report can be found in your profile>Results>Reports



Real Members. Real Impact.

See what other OneImaging members are saying about their experience!

See what other OneImaging members are saying about their experience!

- “10/10: Help with scheduling, kind, nice people who helped with scheduling”
- “Using your service saved me \$727!”
- “The technician at the facility was wonderful!”
- “Straightforward booking process”
- “Great service and smooth process”

We're proud to deliver care that is —

- ✔ **Simple**
- ✔ **Reduces cost**
- ✔ **Member-first**

while helping you maximize the impact of your benefits

Frequently Asked Questions

What if I don't know how to use a digital wallet?

Call or text us at (833) 619-0837 and one of our team members can help guide and support you so that you are prepared for your exam

What should I do if my doctor has provided me with an order

You can send it to us and **we'll help you schedule your exam:**

- Email a photo of your order to order@oneimaging.com
 - Text a photo of your order to (833) 619-0837
 - Have your referring doctor fax your order to (305) 448-6794
-

How do I find facilities that are near me?

Facility availability depends on the type of exam you need completed, your availability for appointment times, and your responses to screening questions; OneImaging will provide you with several options to choose from **once you have an active order with us**; this ensures we are able to find the best fit for your specific needs

Frequently Asked Questions

Can I use HSA or FSA funds to pay my patient responsibility?

Yes! You can use your HSA or FSA funds to cover your patient responsibility upon check out; Simply present your card information at the time of transaction.

My doctor has an X-Ray available in their office, do I have to use OnelMaging?

You are not required to use OnelMaging for X-rays, however, we are happy to schedule you for non-urgent X-rays to help lower your potential out of pocket costs.

Does OnelMaging support full body scans like Penuvo or LifeLine screenings?

At this time, OnelMaging does not support these types of exams. OnelMaging requires a written order from a provider and we have found that most providers will not order these scans.

Frequently Asked Questions

Does OneImaging cover bone density scans?

Yes! We can support you in scheduling your bone density scan! Please submit your order via email, text, or have the provider send it to us and we will get the scheduling process started

How do my results get back to my doctor?

After each exam, the ordering provider will be sent a copy of the radiology report. These documents will be posted to your OneImaging portal where you can also view them and share them with any other care providers you choose.

What if the facility asks for my insurance information?

Do not give the facility your insurance information. Your full exam cost is covered by the digital wallet funds provided to you before the exam and OneImaging will bill your insurance, not the facility. Please reach out to the care navigation team with any issues or concerns.

Frequently Asked Questions

Who should I contact if I have questions about imaging or the program?

If you need help or don't have your imaging order yet, call or text **(833) 619-0837** or email **help@oneimaging.com**—our Care Team is available from 6 a.m. to 9 p.m. CST to assist you.

Who do I contact if I have a question from this webinar?

We're happy to answer any questions you still have! Just email us at **webinars@oneimaging.com**, and our team will get back to you. Please indicate who your employer is through.



How to use this benefit

1

Enroll for OneImaging:

Simply visit join.oneimaging.com/rrd and follow the instructions to complete your registration and book an exam



2

Send an Imaging Order:

Has a doctor already given you a referral or imaging order? Send it to us and we'll help you schedule your exam

- ✓ Email a photo of your order to order@oneimaging.com
- ✓ Text a photo of your order to (833) 619-0837
- ✓ Have your referring doctor fax your order to (305) 448-6794

Need help or don't have your order yet? Call or text us at (833) 619-0837 and our team will reach out to assist you. Phone lines open 6am-9pm CST.

Thank You!

